




**Desh Garments Limited**  
**Statement of Cash Flows**  
**For the Second Quarter ended 31 December, 2024**  
**(Unaudited)**

Particulars	Notes	Jul'24 to Dec'24	Jul'23 to Dec'23
<b>Cash Flows from Operating Activities</b>			
Collections from Turnover & Others	23.00	372,939	251,509
Payment for Cost & Expenses	-	(364,034)	(229,333)
Financial Expenses		(19,097)	(15,030)
Income Tax paid		(4,120)	(2,643)
		<b>(14,311)</b>	<b>4,504</b>
<b>Cash Flows from Investing Activities</b>			
Acquisition of Property Plant and Equipment		(4,357)	(7,167)
<b>Net Cash used in Investing Activities</b>		<b>(4,357)</b>	<b>(7,167)</b>
<b>Cash Flows from Financing Activities</b>			
Received form Bank Loan and Others		38,189	30,602
Payment of Overdraft and Bank Loan		(10,318)	(14,297)
Received from Directors as loan		-	-
		<b>27,871</b>	<b>16,305</b>
Increase/(Decrease) in Cash and Cash Equivalents		9,203	13,642
Cash and Cash Equivalents at beginning of the year		52,857	24,087
<b>Cash and Cash Equivalents at Closing</b>		<b>62,060</b>	<b>37,729</b>
<b>Net Operating Cash Flows Per Share (NOCFPS)</b>	<b>21.00</b>	<b>(1.73)</b>	<b>0.54</b>

  
Chairman

  
Managing Director

  
Deputy Managing Director

  
Chief Financial Officer (Acting)

  
Company Secretary

