




Desh Garments Limited
Statement of Comprehensive Income
For the Third Quarter ended 31 March, 2024
(Unaudited)

Particulars	Notes	Jul'23 to Mar'24	Jul'22 to Mar'23	Jan'24 to Mar'24	BDT'000 Jan'23 to Mar'23
Turnover	18.00	475,992	422,427	208,115	49,338
Cost of Goods Sold	19.00	(433,612)	(382,480)	(190,425)	(40,457)
Gross Profit		42,380	39,947	17,690	8,881
Administrative & Selling Expenses		(11,827)	(13,101)	(5,307)	(4,071)
Operating Profit before Financial Expenses		30,554	26,846	12,383	4,810
Financial Expenses		(22,558)	(19,865)	(7,528)	(4,765)
Profit before Other Income		7,996	6,981	4,855	45
Other Income		1,142	1,428	-	1,428
Profit before WPPF		9,138	8,409	4,855	1,473
Contribution to Worker's Profit Participation & Welfare Fund		(490)	(404)	(231)	(74)
Net Profit before Tax		8,649	8,005	4,624	1,399
Income Tax Expenses		(4,496)	(3,173)	(1,853)	(168)
Deferred Tax		(198)	175	220	-
Net Profit after Tax		3,955	5,007	2,991	1,231
Other Comprehensive Income/(Loss)					
Gain/ (loss) on Marketable Securities (Unrealized)		(356)	(11)	(220)	268
Total Comprehensive Income		3,599	4,997	2,771	1,500
Earnings Per Share (EPS)	21.00	0.48	0.60	0.36	0.15


Chairman


Managing Director


Deputy Managing Director


Chief Financial Officer (Acting)


Company Secretary