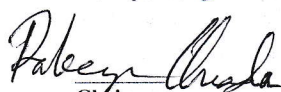




**Desh Garments Limited**  
**Statement of Cash Flows**  
**For the Third Quarter ended 31 March, 2024**  
**(Unaudited)**


Particulars	Notes	<u>Jul'23 to Mar'24</u>	<u>Jul'22 to Mar'23</u>
<b>Cash Flows from Operating Activities</b>			
Collections from Turnover & Others		448,717	487,875
Payment for Cost & Expenses		(372,135)	(444,795)
Financial Expenses		(22,558)	(19,865)
Income Tax paid		(4,496)	(3,173)
		<b>49,528</b>	<b>20,042</b>
<b>Cash Flows from Investing Activities</b>			
Acquisition of Property Plant and Equipment		(7,199)	(553)
Investment in Shares		(1,640)	11
<b>Net Cash used in Investing Activities</b>		<b>(8,840)</b>	<b>(543)</b>
<b>Cash Flows from Financing Activities</b>			
Received form Bank Loan and Others		24,969	35,034
Payment form Bank Loan and Others		(6,254)	(21,480)
Received from Directors as loan		(1,498)	5,683
		<b>17,218</b>	<b>19,237</b>
Increase/(Decrease) in Cash and Cash Equivalents		57,906	38,736
Cash and Cash Equivalents at beginning of the period		6,003	6,003
<b>Cash and Cash Equivalents at Closing</b>		<b>63,909</b>	<b>44,740</b>
<b>Net Operating Cash Flows Per Share (NOCFPS)</b>	<b>22.00</b>	<b>5.98</b>	<b>2.42</b>

  
 Chairman

  
 Managing Director

  
 Deputy Managing Director

  
 Chief Financial Officer (Acting)

  
 Company Secretary